

# GTECH® Online Terminal System


Special equipment must be installed at your retail location in order for you to sell Minnesota State Lottery Online Games – Powerball®, Hot Lotto™, Gopher 5® and Daily 3®. An installation technician will survey your store to determine the optimum location for the placement of this equipment.

## Equipment installed INSIDE your store:

Terminal (on counter)  
Printer (on counter)  
LED Message Display  
Connector box

## Equipment installed OUTSIDE your store:

Satellite dish OR Radio antenna



## Outside Equipment

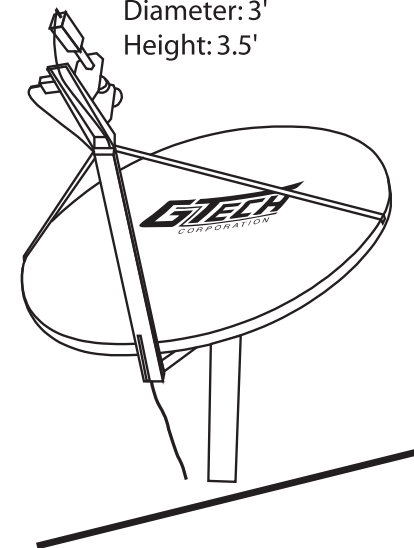
### IMPORTANT:

If you lease your building, you need your landlord's approval to install the equipment and run cables.

**Note:** The Lottery does not pay any roof rental fee.

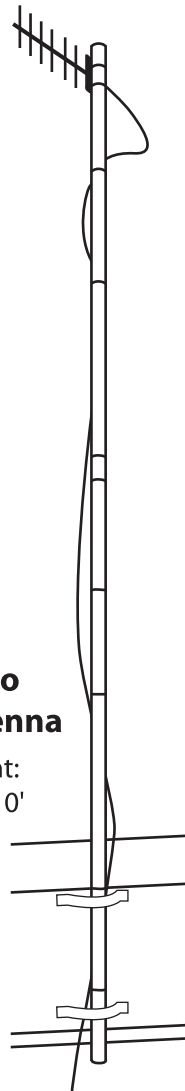
### GTECH Satellite Dish

Diameter: 3'  
Height: 3.5'




### Radio Antenna

Height:  
3' to 10'



Whether your store receives a satellite dish or a radio antenna will depend on the strength of the signal in your area and on the location of other Lottery retailers in relation to you. Installation of a dish or antenna requires access to the roof of your building. If you know of any roof weight restrictions at your location, please inform the Lottery prior to the installation date. Non-penetrating mounts will be used to secure the dish or antenna. Whenever possible, existing holes will be used for cables.

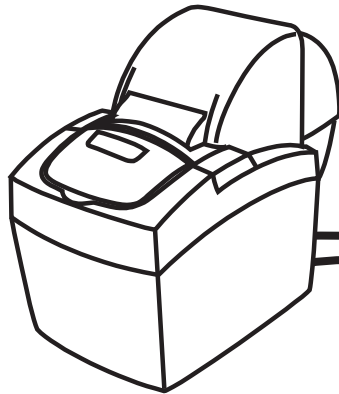
# GTECH® Inside Equipment Configuration



## Starlight™ LED Message Display

25.9" wide; 1.4" deep; 3.8" high

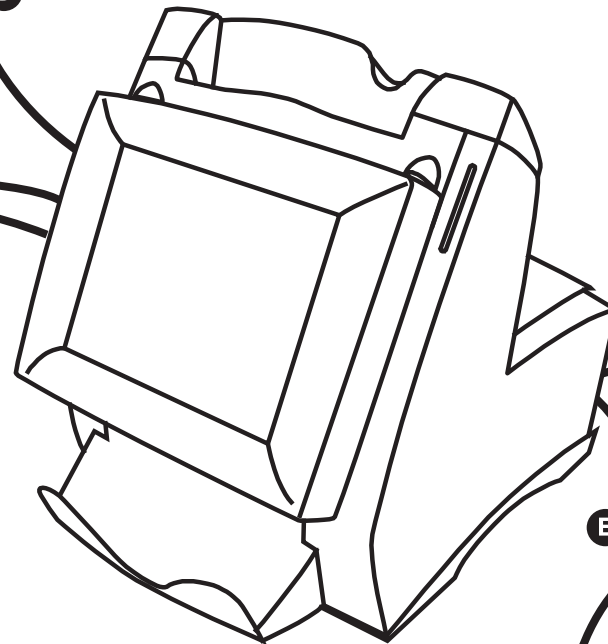
This LED message display can be attached to the ceiling, wall or counter with hardware provided by the Lottery. CAUTION: This sign must NOT be installed in a window where direct sunlight and/or lack of ventilation would cause the maximum temperature to exceed 120°F or damage may result to the sign.



## Accutherm™ Printer

6.7" wide; 11.7" deep; 9.8" high  
Footprint: 6.7" X 11.7"  
Top clearance: 3"

This small-space thermal printer features drop-in paper loading – no threading – and prints tickets and reports at a speedy 8 inches per second.



## Altura™ Terminal


13.375" wide; 18.95" deep; 15.5" high  
Footprint: 13.375" X 18.95"  
Top clearance: 10"

A user-friendly touch screen provides quicker ticket sales and redemptions and easier access to reports, help screens, game information, phone numbers and training.

## Connector Box

15.5" wide; 13" deep; 2.5" high

A cable runs from the dish or antenna to this box and from this box to the Online terminal at your main check-out counter.



## Hook-up cords

- A** Data cord from connector box to terminal
- B** 6.5' power cord plus data cable between terminal and printer
- C** 10' power cord with standard 3-prong plug attached to terminal. UL-approved extension may be added. Prefer dedicated 110Volt receptacle.
- D** 27' data cord between LED and terminal.
- E** 16' power cord with standard 2-prong plug attached to LED. UL-approved extension may be added. Need standard 110Volt receptacle.

